

Sunmodule[®] Pro-Series SW 305/310/315 XL mono



TUV Power controlled:
Lowest measuring tolerance in industry



Every component is tested to meet
3 times IEC requirements



Designed to withstand heavy
accumulations of snow and ice



Sunmodule Pro-Series:
Positive performance tolerance



25-year linear performance warranty and
10-year product warranty



Produced in Germany



World-class quality

Fully-automated production lines and seamless monitoring of the process and material ensure the quality that the company sets as its benchmark for its sites worldwide.


SolarWorld Plus-Sorting

Plus-Sorting guarantees highest system efficiency. SolarWorld only delivers modules that have greater than or equal to the nameplate rated power.

25 years linear performance guarantee and extension of product warranty to 10 years

SolarWorld guarantees a maximum performance degradation of 0.7% p.a. in the course of 25 years, a significant added value compared to the two-phase warranties common in the industry. In addition, SolarWorld is offering a product warranty, which has been extended to 10 years.*

*in accordance with the applicable SolarWorld Limited Warranty at purchase.
www.solarworld.com/warranty



We turn sunlight into power.

solarworld.com

Sunmodule[®] Pro-Series SW 305/310/315 XL mono

PERFORMANCE UNDER STANDARD TEST CONDITIONS (STC)*

		SW 305	SW 310	SW 315
Maximum power	P_{max}	305 Wp	310 Wp	315 Wp
Open circuit voltage	V_{oc}	45.6 V	45.4 V	45.6 V
Maximum power point voltage	V_{mpp}	36.3 V	36.2 V	36.5 V
Short circuit current	I_{sc}	9.02 A	9.28 A	9.35 A
Maximum power point current	I_{mpp}	8.49 A	8.64 A	8.71 A

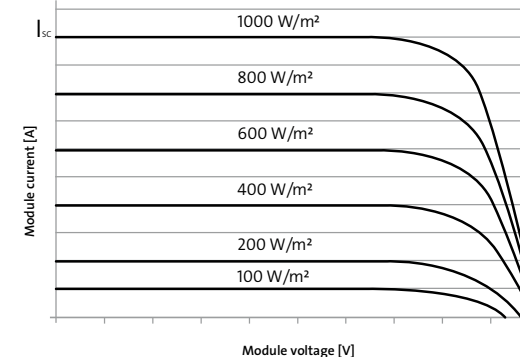
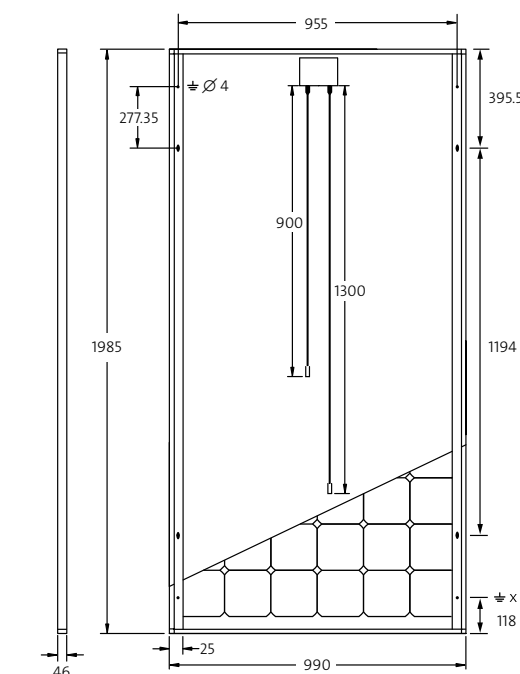
Measuring tolerance (P_{max}) traceable to TUV Rheinland: +/-2% (TUV Power controlled)

*STC: 1000W/m², 25°C, AM 1.5

PERFORMANCE AT 800 W/M², NOCT, AM 1.5

		SW 305	SW 310	SW 315
Maximum power	P_{max}	230.4 W	237.2 W	240.9 W
Open circuit voltage	V_{oc}	42.2 V	39.7 V	39.8 V
Maximum power point voltage	V_{mpp}	33.6 V	33.3 V	33.6 V
Short circuit current	I_{sc}	7.35 A	7.71 A	7.77 A
Maximum power point current	I_{mpp}	6.86 A	7.12 A	7.18 A

Minor reduction in efficiency under partial load conditions at 25° C: at 200 W/m², 100% (+/-2%) of the STC efficiency (1000 W/m²) is achieved.



DIMENSIONS

Length	78.15 in (1985 mm)
Width	38.98 in (990 mm)
Height	1.81 in (46 mm)
Frame	Clear anodized aluminum
Weight	49.6 lbs (22.5 kg)

THERMAL CHARACTERISTICS

NOCT	46°C
TCI_{sc}	0.042 %/K
TCV_{oc}	-0.304 %/K
TCP_{mpp}	-0.43 %/K

COMPONENT MATERIALS

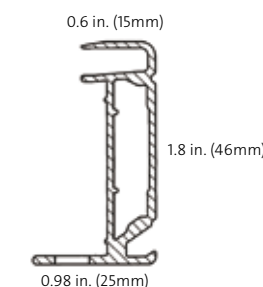
Cells per module	72
Cell type	Mono crystalline
Cell dimensions	156 mm x 156 mm
Front	3.2 mm Tempered glass (EN 12150)

ADDITIONAL DATA

Power sorting	-0 Wp/+5 Wp
J-Box	IP65
Connector	KSK4
Module fire performance	Type 1

PARAMETERS FOR OPTIMAL SYSTEM INTEGRATION

Maximum system voltage SC II/NEC	1000 V
Maximum reverse current	25 A
Load / dynamic load	113/64 psf (5.4/2.4 kN/m ²)
Number of bypass diodes	3
Operating range	-40° C to +85° C



SolarWorld USA reserves the right to make specification changes without notice. This data sheet complies with the requirements of EN 50380.

*All units are imperial. SI units provided in parenthesis.

SW-01-6053US 06-2014